

Loewe bild 3.40 Full HD

EU energy efficiency class: A

Screen diagonal (in cm) / Screen diagonal (in inch): 102 / 40

Power consumption "ON"¹ (in W): 61.0

Annual energy consumption (kWh)²: 85

Power consumption in stand-by mode / off (in W): 0.38 / 0

Resolution (in pixels): Full HD (1920x1080)

Box contents: **Set up option table**

Table Stand

W 91.1 / H 59.9 / PD 5.5 / TD 25.0

Aluminium, manually rotatable (+ / - 20°),

Loewe assist system remote control

incl. batteries



Set-up options

Set up option wall

Wall Mount Slim / VESA Size 200

W 91.0 / H 57.6 / PD 5.5 / TD 7.2

Chrome Silver, flat mounting

Set up option wall, tiltable

WM 67, Black

W 91.0 / H 57.6 / PD 5.5 / TD 9.6



Set up option wall, flexible

Wall Mount Isoflex 32 - 55³

W 91.0 / H 57.6 / PD 5.5 / TD 11.0



Aluminium, folds flat, can be pulled out, rotated and pivoted,

intelligent cable management



TV

Versions

	Model	Article no.	EAN Code
 Graphite Grey	40	56455D85	4011880164375
 Light Grey	40	56455S85	4011880164368

Set up option table

Table Stand Connect 40 - 48

W 91.0 / H 60.4 / PD 5.5 / TD 25.7

Chrome, manually rotatable (+ / - 20°)



Loewe | ■ Spectral Rack

Different versions, sizes and colours available to match Loewe TV, sound system and equipment.

More details are available at the Loewe partner stores.

Rack 110: W 110.0 x H 36.8 x D 48.2

Rack 165: W 165.2 x H 36.8 x D 48.2

Rack 165+56: W 221.0 x H 36.8 x D 48.2



Dimensions in cm: W = width, H = height, PD = product depth, TD = total depth, BP = diameter/dimensions of base plate. Technical modifications and errors excepted.

¹ To EN 62087:2012. ² On the basis of four hours of operation per day, 365 days a year. Actual energy consumption depends on the purpose for which the TV is used.

³ Only in conjunction with VESA Size 200 adapter.

LOEWE.

Set-up options

Set up option floor, manual rotation

Floor Stand Connect 40 – 55
W 91.0 / H 100.8 / PD 5.5 / BP 53.0
Aluminium, manually rotatable (+ / – 45°),
concealed cable routing



Set up option floor, manual rotation

Floor Stand Plate 32_49
W 91.0 / H 105.4 / PD 5.5 / BP 48.5
Light Grey, manually rotatable (+ / – 20°),
concealed cable routing



Set up option floor (universal), manual rotation

Floor Stand Universal 32 – 55¹
W 91.0 / H 101.2 / PD 5.5 / BP 50.2
Aluminium Silver, manually rotatable (+ / – 45°),
concealed cable routing




Set up option floor, manual rotation

Floor Stand Connect 32 – 40
W 91.0 / H 107.6 / PD 5.5 / TD 48.7
Brushed Aluminium, manually rotatable (+ / – 45°),
concealed cable routing




Set up option wall / floor

Wall Stand Flex 32 – 46²
W 91.0 / H 180.4 / PD 5.5 / TD 30.0
Brushed Aluminium, height adjustable,
intelligent cable management



Set up option floor / ceiling

Screen Lift Plus²
W 91.0 / H 300.0 / PD 5.5 / TD 19.9
Brushed Aluminium, manually rotatable (+ / – 90°),
concealed cable routing



Dimensions in cm: W = width, H = height, PD = product depth, TD = total depth, BP = diameter/dimensions of base plate. Technical modifications and errors excepted.

¹ Only in conjunction with a corresponding adapter, to be ordered separately. ² Only in conjunction with VESA Size 200 adapter.

Technical information

Loewe bild 3

40

Image+ (Image)	
Resolution (in pixels)	Full HD (1920x1080)
Display technology	LCD with E-LED-Backlight
Screen diagonal (in cm/inch) / Response time (in ms)	102 / 40 / 8
Brightness (in cd/m ²) / Viewing angle (horizontal/vertical)	300 / 178°
Contrast filter glass	—
Ultra HD Super Resolution Scaling / Image+ Active / 24 p motion picture display	—/●/●
3D technology / Active Glasses 3D	—/—
Video auto-dimming (VBD+) / Interior auto-dimming (OPC) / Home Mode	—/●/●
Digital+ (Television Standards)	
DVB-T2 ¹ / DVB-C2 / DVB-C / DVB-S2 / Multistandard (analogue) / Dual Channel	● / — / ● / ● / ● / ●
MPEG / MPEG2 / MPEG4 (H.264) / HEVC (H.265) / integrated HDTV reception ²	● / ● / ● / ● / ●
DVB radio / Unicable (acc. EN 50494)	● / ●
Sound+ (Audio)	
Output in W (sine / music)	2 x 20 / 2 x 40
Acoustic speaker concept	Speaker Box
Integrated 5.1 AV-Receiver / Digital audio link	—/—
Dolby Digital / Dolby Digital Plus	● / —
Individual bass and treble control / Loudness	● / ●
Automatic Volume Control (AVC)	●
Audio out available: variable / fixed / Subwoofer	● / ● / ●
Assist+ (Operation)	
Loewe os / Home Screen (incl. favorites)	● / ●
Loewe App (Android / iOS)	● / ●
HDR Compatible (Dolby Vision / HDR 10 / HLG)	—/—/—
Electronic Program Guide (SI-data)	●
MediaText (HbbTV) / Video text (Level 2.5)	● / ●
Menu languages ³ / Context Related Help	● / ●
Parental Lock / Automatic turn-off / Timer	● / ● / ●
Instant Channel Zapping / Quick Start Mode	● / ●
Programme positions including AV and radio	6,000
Digital Link HD (CEC)	●
PIP (AV) ⁴ / Full PIP / Split screen TV: Video text	● / ● / ●
MediaUpdate (via USB / Internet)	● / ●
Media+ (Multimedia functions)	
DR+ / storage capacity in GB / USB recording	—/—/●
DR+ Streaming server / client / Follow-Me	—/●/●
Multi Recording / Mobile Recording ⁵	○ / ○
Photo player / Music player / Video player (via Home network and USB)	● / ● / ●
Digital Media Renderer / Bluetooth Music Player ⁵	● / ○
Internetapps (MediaNet) / Internet Browser / Internet radio (incl. search function)	● / ● / ●
Connectivity+ (Anschlüsse)	
HDMI with HDCP	3 (1x ARC)
LAN network connection / integrated WLAN	● / ●
Common Interface / CI Plus 1.3 certified ⁶	2 / ●
Home Control Interface / IR-Link ⁷ / Motor control	● / ● / —
Digital Audiolink (DAL) ⁸ / Digital Audio-Out (cinch)	— / ●
Analogue Audio-Out (L/R) / Headphone (jack 3.5 mm)	● / ●
Micro-AV ⁹ (Component / Scart / VGA)	● / ● / ●
USB	3 (1x 3.0)
Environment	
EU energy efficiency class / Annual energy consumption (kWh) ¹⁰	A / 85
Power consumption in stand-by mode / off (in W)	0.38 / 0
Power consumption "ON" ¹¹ (in W) / Peak luminance ratio in %	61.0 / 70
Mercury content in mg / contains lead ¹²	0.0 / traces
Miscellaneous	
Weight in kg	17.2
Power switch / Mains voltages	● / 220–240 V, 50 / 60 Hz
VDE-safety standard (inspection seal)	●

● = included/installed ○ = upgradeable/optional

¹ The reception of DVB-T2 programmes is available in selected countries.

² Reception of digital channels may be limited by individual regulations from the respective broadcaster/provider. UK models are Freeview HD compliant.

³ D-GB-F-I-E-NL-CZ-GR-PL-H-FIN-SLO-SK-TR-S-DK-P-RUS-N

⁴ AV-PIP is only available in combination with DVB-T/C/S.

⁵ Available via optional feature upgrade drive.

⁶ CI Plus is backwards compatible with CI.

Functionality is dependent on module availability from the supplier.

⁷ Only in conjunction with a corresponding adapter and selected devices (RC5, 36 kHz), to be ordered separately.

⁸ Loewe System 5.1 Out, Stereo Out, Subwoofer Out.

⁹ Only in conjunction with a corresponding adapter, to be ordered separately.

¹⁰ On the basis of four hours of operation per day, 365 days a year.

Actual energy consumption depends on the purpose for which the TV is used.

¹¹ To EN 62087:2012.

¹² Traces may occasionally be found in electronic components (in compliance with the recast European RoHS directive).